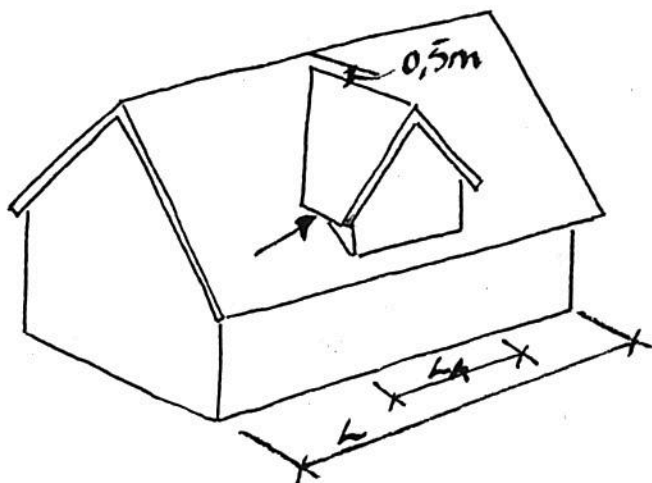
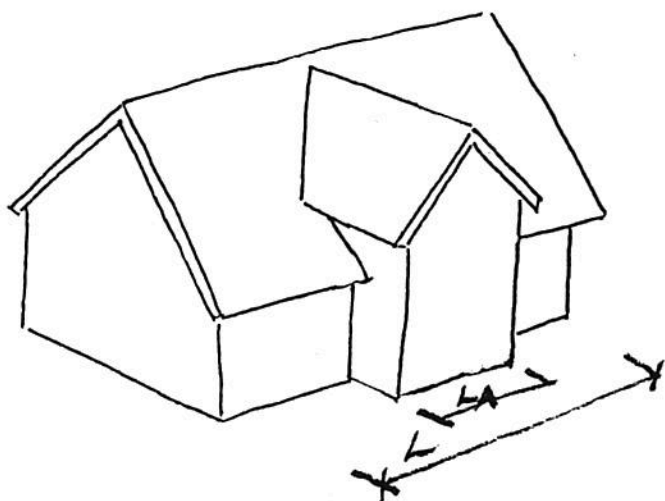


# ILLUSTRASJONSSKISSE REGULERINGSBESTEMMELSER



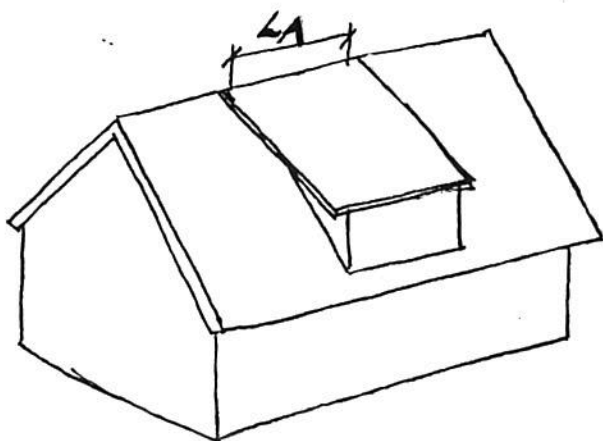
## ARK

- Møne 0,5m lavere enn møne hovedtak
- egen gesims
- Bredder  $L_A \leq \frac{1}{3} L$



## TILBYGG

- Møne 0,5m lavere enn møne hovedtak
- Bredder  $L_A \leq \frac{1}{3} L$



## TAKOPPBYGG

- Bredder  $L_A \leq \frac{1}{3} L$